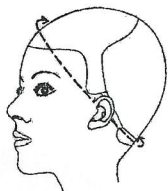
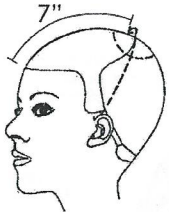
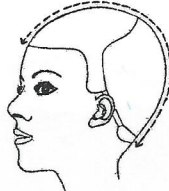


## MEASURING

JON RENAU MEASURING STANDARDS FOR STOCK SYSTEMS	CIRCUMFERENCE		EAR TO EAR		FRONT TO BACK	
						
	1. Using a fabric measuring tape, hold measuring tape at front hairline 2. Follow hairline circumference to base of hairline at nape 3. Continue around head, back up to front starting point		1. Establish "top of head point" by measuring 7" back from front hairline 2. Hold measuring tape at HAIRLINE at top of ear 3. Measuring across "top of head point", continue down to HAIRLINE at top of opposite ear		1. Hold measuring tape at front hairline 2. Follow a straight line down center of head, ending at hairline at nape	
	IN	CM	IN	CM	IN	CM
CHILD	20	51	12	31	12	31
PETITE	21	53.5	13	33	13.25	33.5
PETITE/AVERAGE	21.25	54	13.25	33.5	13.75	35
AVERAGE	21.5	54.5	13.5	34	14.25	36
AVERAGE/LARGE	22.25	57	13.75	35	14.75	37.5
LARGE	23	58.5	14	35.5	15.5	39

## HOW TO APPLY A WIG

1. Turn wig over and hold in front of you, (hairline should be facing you). Hold at nape area and slip wig on like a cap, keeping ears free.
2. Gently push hairline of wig up to match up with your natural hairline
3. Hold ear tabs and adjust to ensure wig is on evenly in front of the ears
4. Use wire in ear tabs to adjust and form to the shape of the temples
5. Use fingers, brush or comb (depending on fiber) to help shape into desired style

**TIP: If you have a SmartLace lace front wig, be sure to not pull on or stretch the lace. DO NOT SLIDE THUMBS OR FINGERS UNDERNEATH LACE. Use only the ear tabs to adjust wig placement on the head**

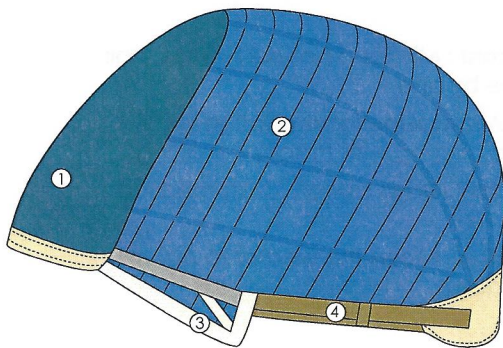
## SELECTING THE RIGHT CAP DESIGN

Use the information below to help identify the different cap designs that have the benefits your client is looking for.

CAP DESIGN	BENEFITS
Traditional Cap	Volume at the Crown
Open Cap	Cool, Comfortable Cap
Lace Front / Open Cap	Natural Hairline / Cool, Comfortable Cap
Lace Front / Monofilament	Natural Hairline / Multi-Directional Parting
Lace Front / 100% Hand Tied	Natural Hairline / Mimics Natural Hair Growth
Monofilament	Multi-Directional Parting
Monofilament / 100% Hand Tied	Multi-Directional Parting / Mimics Natural Hair Growth
Evolution	For Total, Complete Hairloss / Mimics Natural Hair Growth

## TRADITIONAL CAP

CLASSIC COLLECTION



- 1. Traditional Cap** : Allows maximum coverage with a full lace crown front
- 2. Open Cap** : Allows superior ventilation for maximum scalp cooling with machine wefting
- 3. Ear Tabs** : Allows customization with bendable wire
- 4. Adjustable Tabs** : Allows the wearer to adjust the circumference

---



---



---



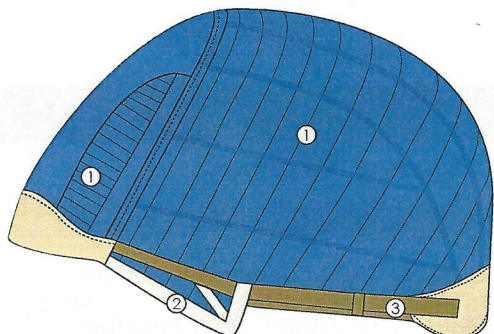
---



---

## OPEN CAP

O'SOLITE COLLECTION



- 1. Open Cap** : Allows superior ventilation for maximum scalp cooling with machine wefting
- 2. Ear Tabs** : Allows customization with bendable wire
- 3. Adjustable Tabs** : Allows the wearer to adjust the circumference

---

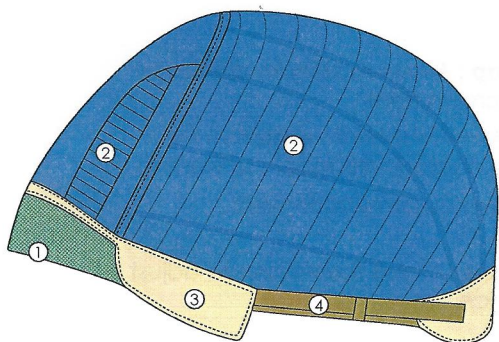
---

---

---

## LACE FRONT / OPEN CAP

SMARTLACE AND HD COLLECTIONS



- 1. SmartLace Front** : Mimics a natural hairline, hair is hand tied one by one
- 2. Open Cap** : Allows superior ventilation for maximum scalp cooling with machine wefting
- 3. Velvet Ear Tabs** : Allows smooth customization with bendable wire
- 4. Adjustable Tabs** : Allows the wearer to adjust the circumference

---

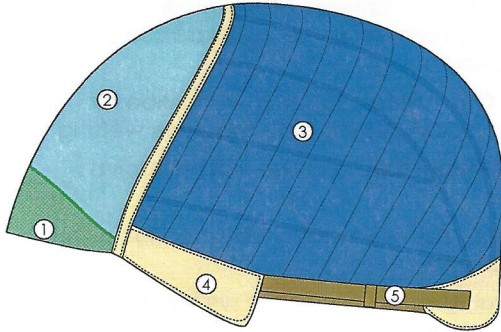
---

---

---

## LACE FRONT / MONOFILAMENT

SMARTLACE, SMARTLACE HUMAN HAIR AND HD COLLECTIONS



- 1. SmartLace Front** : Mimics a natural hairline, hair is hand tied one by one
- 2. Monofilament** : Allows multi-directional parting while providing the appearance of natural growth
- 3. Open Cap** : Allows superior ventilation for maximum scalp cooling with machine wefting
- 4. Velvet Ear Tabs** : Allows smooth customization with bendable wire
- 5. Adjustable Tabs** : Allows the wearer to adjust the circumference

---



---



---



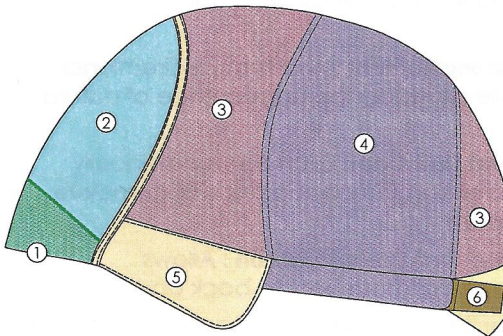
---



---

## LACE FRONT / 100% HAND TIED

SMARTLACE HUMAN HAIR, SMARTLACE, HD AND EURO COLLECTIONS



- 1. SmartLace Front** : Mimics a natural hairline, hair is hand tied one by one
- 2. Monofilament** : Allows multi-directional parting while providing the appearance of natural growth
- 3. 100% Hand Tied Cap** : Each hair is individually hand tied creating the appearance of complete natural growth
- 4. 100% Hand Tied Stretch Section** : Allows customized stretch from front to back and ear to ear
- 5. Velvet Ear Tabs** : Allows smooth customization with bendable wire
- 6. Adjustable Tabs** : Allows the wearer to adjust the circumference

---



---



---



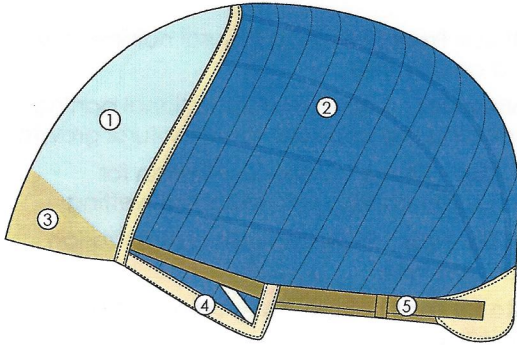
---



---

## MONOFILAMENT

MONO TOP, HD AND HUMAN HAIR COLLECTIONS



- 1. Double Monofilament** : Allows multi-directional parting while providing the appearance of natural growth
- 2. Open Cap** : Allows superior ventilation for maximum scalp cooling with machine wefting
- 3. Polyurethane Strip** : For use with adhesive if needed
- 4. Ear Tabs** : Allows smooth customization with bendable wire
- 5. Adjustable Tabs** : Allows the wearer to adjust the circumference

---

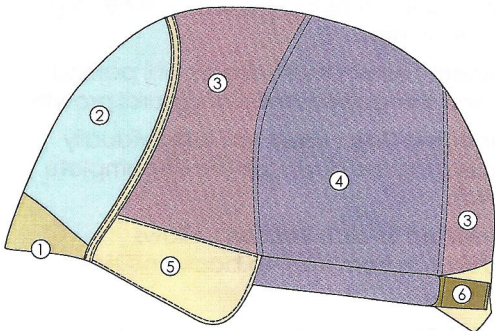
---

---

---

## MONOFILAMENT / 100% HAND TIED

HD | HEAT DEFIANT AND HUMAN HAIR COLLECTIONS



- 1. Polyurethane Strip** : For use with adhesive if needed
- 2. Double Monofilament** : Allows multi-directional parting while providing the appearance of natural growth
- 3. 100% Hand Tied Cap** : Each hair is individually hand tied creating the appearance of complete natural growth
- 4. 100% Hand Tied Stretch Section** : Allows customized stretch from front to back and ear to ear
- 5. Velvet Ear Tabs** : Allows smooth customization with bendable wire
- 6. Adjustable Tabs** : Allows the wearer to adjust the circumference

---

---

---

---

